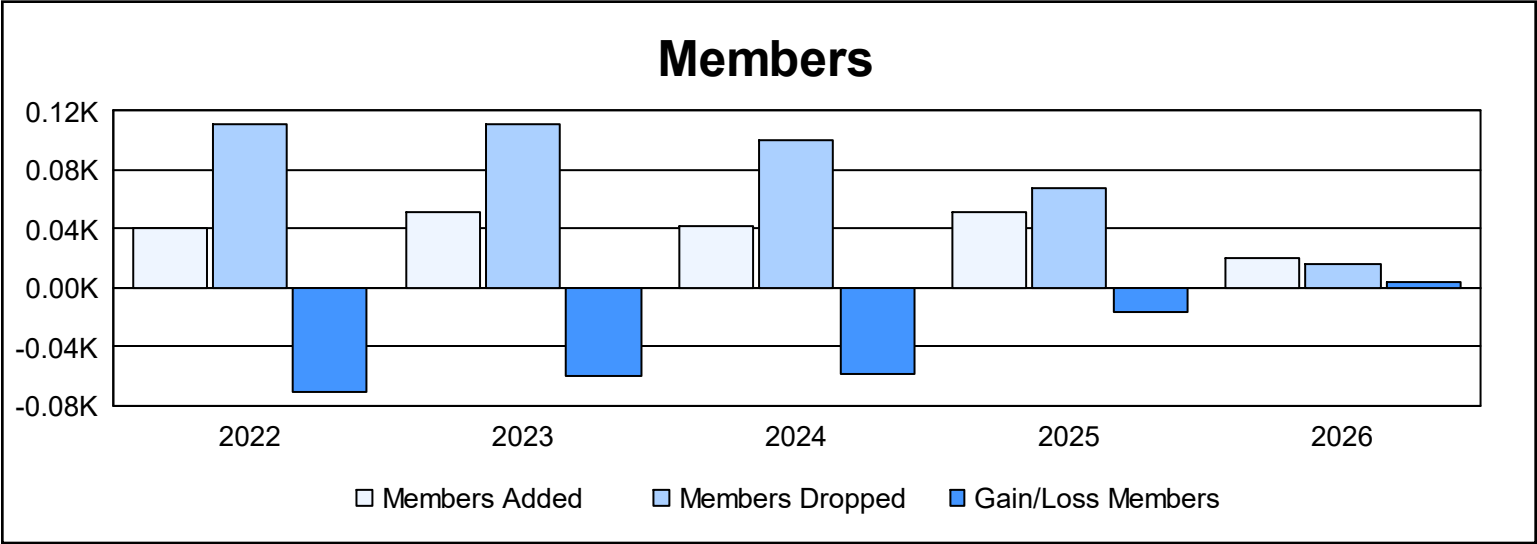
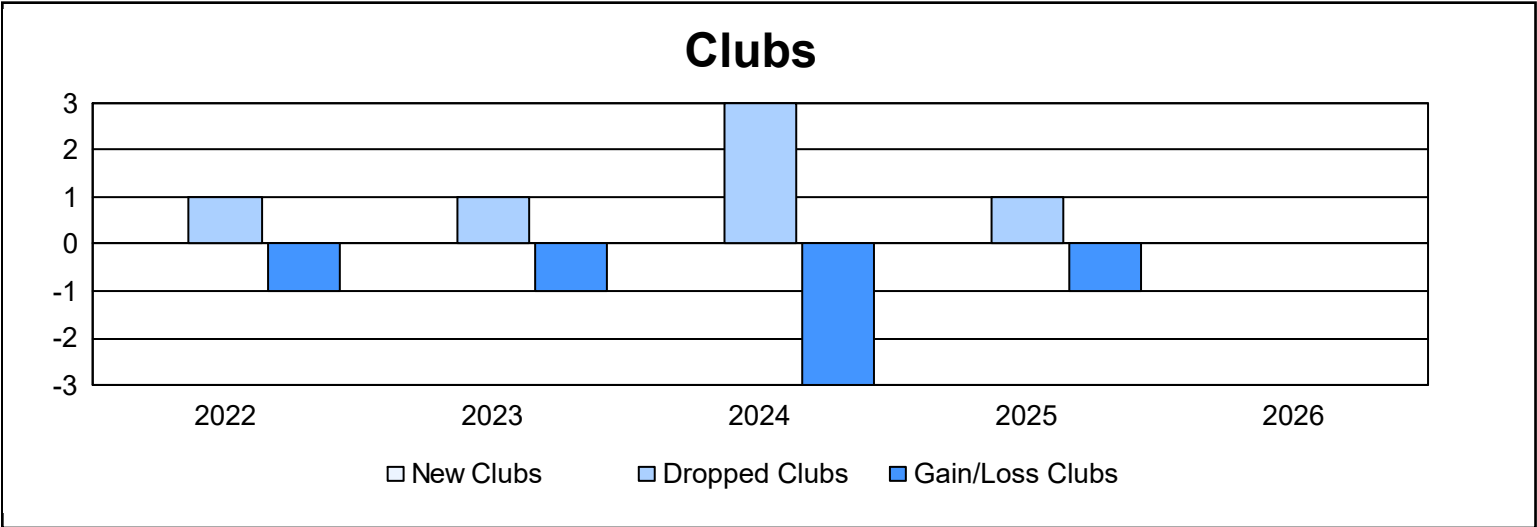
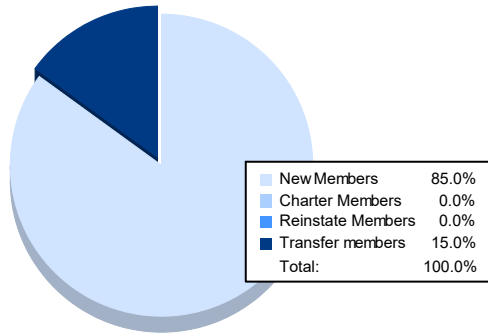


| Year | New Clubs | Dropped Clubs | Gain/ Loss Clubs | New Members | Charter Members | Reinstate Members | Transfer Members | Total Member Added | Total Members Dropped | Gain/ Loss Members |
|-----------|-----------|---------------|------------------|-------------|-----------------|-------------------|------------------|--------------------|-----------------------|--------------------|
| 2021-2022 | 0 | 1 | -1 | 35 | 0 | 3 | 2 | 40 | 111 | -71 |
| 2022-2023 | 0 | 1 | -1 | 45 | 0 | 0 | 6 | 51 | 111 | -60 |
| 2023-2024 | 0 | 3 | -3 | 34 | 1 | 1 | 6 | 42 | 100 | -58 |
| 2024-2025 | 0 | 1 | -1 | 45 | 0 | 2 | 4 | 51 | 68 | -17 |
| 2025-2026 | 0 | 0 | 0 | 17 | 0 | 0 | 3 | 20 | 16 | 4 |
| Average | 0 | 1 | -1 | 35 | 0 | 1 | 4 | 41 | 81 | -40 |



Membership Composition October 2025 Cumulative



Gender Composition October 2025 Cumulative

